

Carmignac Portfolio Long-Short European Equities

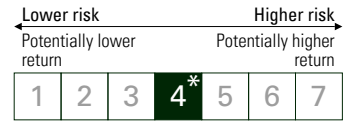
Luxembourg SICAV sub-fund



M. Heininger

FACT SHEET
07/2018

Recommended minimum investment horizon: **3** years



Investment Universe and Objective

European equity fund with an actively managed net equity exposure ranging between -20% and 50%. The Fund seeks to generate positive risk-adjusted returns with low correlation to the general market environment through the combination of long and short positions and while following a flexible and active management. The Fund aims to outperform its reference indicator over 3 years.



Equity Investment Rate: **77.30%**

Equity Exposure: **11.18%**

Sector Exposure Breakdown

	Long	Short	Net	Gross
Healthcare	13.4%	-2.6%	10.8%	16.0%
Technology	16.7%	-13.1%	3.6%	29.8%
Cons. Goods	12.8%	-9.2%	3.5%	22.0%
Basic Materials	11.4%	-9.6%	1.8%	21.0%
Cons. Services	10.8%	-10.8%	0.0%	21.7%
Financials	9.6%	-9.9%	-0.3%	19.5%
Utilities	0.0%	-0.4%	-0.4%	0.4%
Telecommunication	0.0%	-0.4%	-0.4%	0.4%
Regional Indexes	3.5%	-4.5%	-1.0%	8.0%
Oil & Gas	0.0%	-2.0%	-2.0%	2.0%
Industrials	5.8%	-10.4%	-4.6%	16.2%
Total	84.1%	-72.8%	11.2%	156.9%

Geographical Exposure breakdown

	Long	Short	Net	Gross
Europe EUR	64.9%	-48.6%	16.4%	113.5%
Europe ex-EUR	10.3%	-10.7%	-0.4%	20.9%
Other	8.8%	-13.6%	-4.8%	22.5%
Total	84.1%	-72.8%	11.2%	156.9%

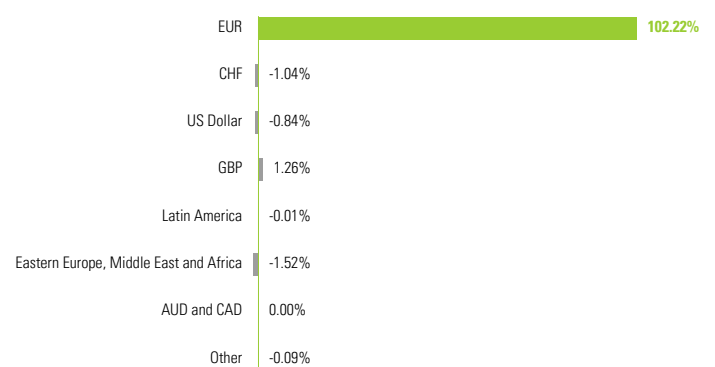
Top 10 Net Exposure - Long

Name	Country	Sector	%
PUMA	Germany	Cons. Goods	7.32%
QIAGEN N.V.	Germany	Healthcare	4.92%
YANDEX	Russia	Technology	2.67%
UBISOFT ENTERTAINEMENT	France	Cons. Goods	2.09%
BOOKING HOLDINGS	USA	Cons. Services	1.99%
ASOS PLC	United Kingdom	Cons. Services	1.95%
SPIRIT AIRLINES INC	USA	Cons. Services	1.73%
MORPHOSYS	Germany	Healthcare	1.70%
PHILIPS ELECTRONICS	Netherlands	Cons. Goods	1.65%
SIEMENS HEALTHINEERS AG	Germany	Healthcare	1.47%
Total			27.51%

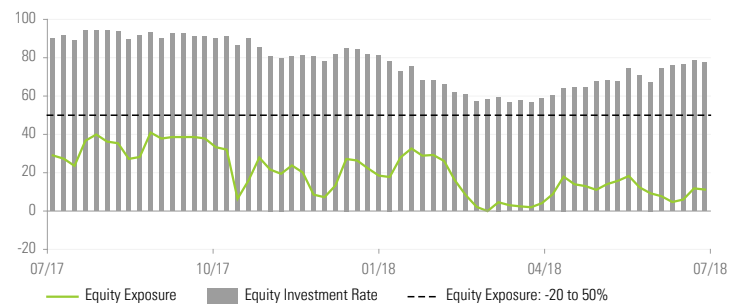
PROFILE

- **Fund Inception Date:** 15/11/2013
- **Fund Manager:** Malte Heininger since 12/03/2015
- **Fund AUM:** 496M€ / 580M\$⁽¹⁾
- **Domicile:** Luxembourg
- **Reference Indicator:** 85% Eonia Capitalized + 15% Stoxx 600 (Reinvested Net Dividends). Quarterly Rebalanced.
- **Base Currency:** EUR
- **Fund Type:** UCITS
- **Legal Form:** SICAV
- **SICAV Name:** Carmignac Portfolio
- **Fiscal Year End:** 31/12
- **Subscription/Redemption:** Daily
- **Order Placement Cut-Off Time:** Before 15:00 (CET/CEST)
- **Morningstar Category™:** Alt - Long/Short Equity - Europe

Net Currency Exposure of the Fund



Equity Exposure - 1 Year Period (%AUM)⁽²⁾

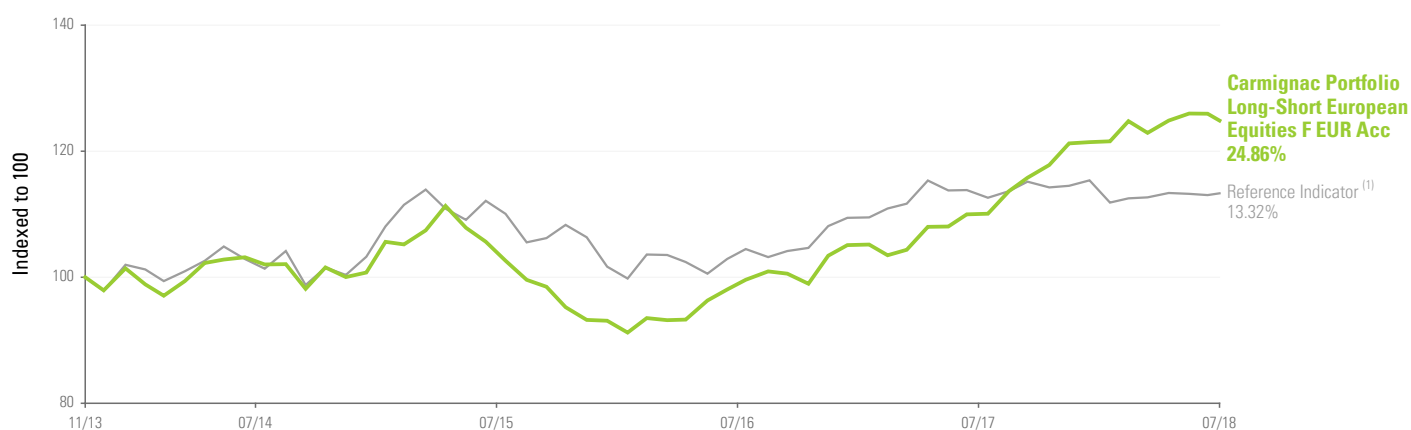


Top 10 Net Exposure - Short

Region	Sector	%
Germany	Cons. Goods	-2.51%
United Kingdom	Cons. Services	-1.97%
Switzerland	Cons. Goods	-1.78%
France	Cons. Services	-1.72%
France	Cons. Services	-1.29%
France	Healthcare	-1.26%
USA	Cons. Goods	-1.24%
Denmark	Industrials	-1.09%
United Kingdom	Cons. Services	-1.03%
South Africa	Cons. Services	-1.02%
Total		-14.91%

* For the share class Carmignac Portfolio Long-Short European Equities F EUR Acc. Risk Scale from the KIID (Key Investor Information Document). Risk 1 does not mean a risk-free investment. This indicator may change over time. (1) Exchange Rate EUR/USD as of 31/07/18. (2) Equity Exposure Rate = Equity Investment Rate + Equity Derivatives Exposure.

Fund Performance vs. Reference Indicator Since Launch



Cumulative Performance (%)

Annualised Performance (%)

Performance (%)

Performance (%)	Cumulative Performance (%)			Annualised Performance (%)	
	1 Year	3 Years	15/11/13	3 Years	15/11/13
Carmignac Portfolio Long-Short European Equities F EUR Acc	13.13	18.58	24.86	5.84	4.83
Reference Indicator ⁽¹⁾	0.68	1.39	13.32	0.46	2.69

(1) Reference Indicator: 85% Eonia Capitalized + 15% Stoxx 600 (Reinvested Net Dividends). Quarterly Rebalanced. The composition of the reference indicator changed on 26/02/2018: the 85% Eonia capitalised + 15% Stoxx Europe 600 NR index replaces the 50% Euro Stoxx 50 NR + 50% Eonia capitalised index and performances are presented using the chaining method. Past performance is not necessarily indicative of future performance. Performances are net of fees (excluding possible entrance fees charged by the distributor).

Statistics (%)

	1 Year	3 Years
Fund Volatility	5.17	7.67
Indicator Volatility	4.51	7.22
Sharpe Ratio	2.59	0.80
Beta	0.55	0.37
Alpha	-0.02	0.48

VaR

Fund VaR	2.86%
Indicator VaR	1.11%

Monthly Gross Performance Contribution

Equity Portfolio	0.54%
Bond Portfolio	-0.00%
Equity Derivatives	-1.44%
Bond Derivatives	0.02%
Currency Derivatives	-0.01%
Mutual Fund	-0.03%
Total	-0.92%

Share Class	Date of 1st NAV	Bloomberg	ISIN	SEDOL	CUSIP	WKN	Fixed Management Fee	Maximum Subscription Fee ⁽²⁾	Minimum Initial Subscription ⁽³⁾	Single Year Performance (%)					Cumulative Performance (%)		
										31.07.17	29.07.16	31.07.15	31.07.14	31.07.13	3 Years	5 Years	10 Years
										31.07.18	31.07.17	29.07.16	31.07.15	31.07.14			
A EUR Acc	20/11/2015	CEPAEAC LX	LU1317704051	BYNZFJ3	L1506T274	A2ABAG	1.5%	4%	1 Unit	11.20	10.62	—	—	—	—	—	—
F EUR Acc	15/11/2013	CARPPFE LX	LU0992627298	BGP6T30	L1455N492	A1XCJW	0.85%	4%	1 Unit	13.13	11.41	-5.99	3.46	—	18.58	—	—
F CHF Acc Hdg	15/11/2013	CARPPFC LX	LU0992627371	BH89B82	L1455N500	A116NJ	0.85%	—	1 Unit	13.15	10.97	-6.69	2.93	—	17.25	—	—
F USD Acc Hdg	15/11/2013	CARPPFU LX	LU0992627538	BH89B93	L1455N526		0.85%	—	1 Unit	15.75	12.74	-5.50	3.49	—	23.42	—	—
F GBP Acc	20/11/2015	CEPFGAC LX	LU1317704309	BYNZFM6	L1506T308		0.85%	—	1 Unit	12.51	18.34	—	—	—	—	—	—
F GBP Acc Hdg	15/11/2013	CARPPFG LX	LU0992627454	BGP6T41	L1455N518	A116NL	0.85%	—	1 Unit	13.11	12.38	-5.98	3.86	—	19.62	—	—
E EUR Acc	20/11/2015	CEPEEAC LX	LU1317704135	BYNZFK4	L1506T282	A2ABAH	2.25%	—	1 Unit	10.70	9.74	—	—	—	—	—	—
E USD Acc Hdg	20/11/2015	CEPEEHC LX	LU1317704218	BYNZFL5	L1506T290		2.25%	—	1 Unit	13.81	10.03	—	—	—	—	—	—

Variable Management Charge: 20% of the outperformance recorded since the beginning of the year above the performance of the reference indicator provided that the sub-fund's annual performance is positive and the NAV is higher than the highest NAV recorded during the preceding three financial years. (2) Entry charges paid to distributors. No redemption fees. (3) Please refer to the prospectus for the minimum subsequent subscription amounts. The prospectus is available on the website: www.carmignac.com. Ongoing charges are based on the expenses for the last financial year ended. They may vary from year to year and do not include performance fees or transaction costs. A EUR Acc (1.84%); F EUR Acc (1.19%); F CHF Acc Hdg (1.19%); F USD Acc Hdg (0.90%); F GBP Acc (0.91%); F GBP Acc Hdg (1.22%); E EUR Acc (2.58%); E USD Acc Hdg (3.10%).

GLOSSARY

Alpha: Alpha measures the performance of a portfolio compared to its reference indicator. Negative alpha means the fund performed less well than its reference indicator (e.g. if the indicator increased by 10% in one year and the fund increased by only 6%, its alpha is -4). Positive alpha means the fund performed better than its reference indicator (e.g. if the indicator increased by 6% in one year and the fund increased by 10%, its alpha is 4).

Beta: Beta measures the relationship between the fluctuations of the net asset values of the fund and the fluctuations of the levels of its reference indicator. Beta of less than 1 indicates that the fund "cushions" the fluctuations of its index (beta = 0.6 means that the fund increases by 6% if the index increases by 10% and decreases by 6% if the index falls by 10%). Beta higher than 1 indicates that the fund "magnifies" the fluctuations of its reference indicator (beta = 1.4 means that the fund increases by 14% when the index increases by 10% but also decreases by 14% when the index decreases by 10%). Beta of less than 0 indicates that the fund reacts inversely to the fluctuations of its reference indicator (beta = -0.6 means that the fund falls by 6% when the index increases by 10% and vice versa).

Capitalisation: A company's stock market value at any given moment. It is obtained by multiplying the number of shares of a company by its stock exchange price.

Duration: A bond's duration is the period beyond which interest rate variations will no longer affect its return. The duration is like a discounted average lifetime of all flows (interest and capital).

FCP: Fonds commun de placement (French common fund)

High yield: A loan or bond rated below investment grade because of its higher default risk. The return on these securities is generally higher.

Investment grade: A loan or bond that rating agencies have rated AAA to BBB-, generally indicating relatively low default risk.

Investment/exposure rate: The investment rate constitutes the volume of assets invested expressed as a percentage of the portfolio. Adding the impact of the derivatives to this investment rate results in the exposure rate, which corresponds to the real percentage of asset exposure to a certain risk. Derivatives can be used to increase the underlying asset's exposure (stimulation) or reduce it (hedging).

Modified duration: A bond's modified duration measures the risk attached to a given change in the interest rate. Modified duration of +2 means that for an instantaneous 1% rate increase, the portfolio's value would drop by 2%.

Net asset value: Price of all units (in an FCP) or shares (in a SICAV).

Rating: The rating measures the creditworthiness of a borrower (bond issuer). Ratings are published by rating agencies and offer the investor reliable information on the risk profile associated with a debt security.

Sharpe ratio: The Sharpe ratio measures the excess return over the risk-free rate divided by the standard deviation of this return. It thus shows the marginal return per unit of risk. When it is positive, the higher the Sharpe ratio, the more risk-taking is rewarded. A negative Sharpe ratio does not necessarily mean that the portfolio posted a negative performance, but rather that it performed worse than a risk-free investment.

SICAV: Société d'Investissement à Capital Variable (Open-ended investment company with variable capital)

VaR: Value at Risk (VaR) represents an investor's maximum potential loss on the value of a financial asset portfolio, based on a holding period (20 days) and confidence interval (99%). This potential loss is expressed as a percentage of the portfolio's total assets. It is calculated on the basis of a sample of historical data (over a two-year period).

Volatility: Range of price variation of a security, fund, market or index, which enables the measurement of risk over a given period. It is determined using the standard deviation obtained by calculating the square root of the variance. The variance is obtained by calculating the average deviation from the mean, which is then squared. The greater the volatility, the greater the risk.

Yield to maturity: Yield to maturity corresponds to the concept of actuarial yield. It is, at the time of calculation, the rate of return offered by a bond in the event it is held until maturity by the investor.

Important legal information

Source: Carmignac at 31/07/18. Copyright: The data published in this presentation are the exclusive property of their owners, as mentioned on each page. From 01/01/2013 the equity index reference indicators are calculated net dividends reinvested. This document may not be reproduced, in whole or in part, without prior authorisation from the management company. This document does not constitute a subscription offer, nor does it constitute investment advice. Access to the Fund may be subject to restrictions with regard to certain persons or countries. The Fund is not registered in North America, in South America, in Asia nor is it registered in Japan. The Funds are registered in Singapore as restricted foreign scheme (for professional clients only). The Fund has not been registered under the US Securities Act of 1933. The Fund may not be offered or sold, directly or indirectly, for the benefit or on behalf of a U.S. person, according to the definition of the US Regulation S and/or FATCA. The Fund presents a risk of loss of capital. The risks and fees are described in the KIID (Key Investor Information Document). The Fund's prospectus, KIIDs and annual reports are available at www.carmignac.com, or upon request to the Management Company. The KIID must be made available to the subscriber prior to subscription. - In Switzerland, the Fund's respective prospectuses, KIIDs and annual reports are available at www.carmignac.ch, or through our representative in Switzerland, CACEIS (Switzerland) S.A., Route de Signy 35, CH-1260 Nyon. - In the United Kingdom, the Funds' respective prospectuses, KIIDs and annual reports are available at www.carmignac.co.uk, or upon request to the Management Company, or for the French Funds, at the offices of the Facilities Agent at BNP PARIBAS SECURITIES SERVICES, operating through its branch in London: 55 Moorgate, London EC2R. This material was prepared by Carmignac Gestion and/or Carmignac Gestion Luxembourg and is being distributed in the UK by Carmignac Gestion Luxembourg UK Branch (Registered in England and Wales with number FC031103, CSSF agreement of 10/06/2013).

What are the risks ?

Risk associated with the Long/Short strategy: This risk is linked to long and/or short positions designed to adjust net market exposure. The fund may suffer high losses if its long and short positions undergo simultaneous unfavourable development in opposite directions. Equity: The Fund may be affected by stock price variations, the scale of which is dependent on external factors, stock trading volumes or market capitalization. Interest rate: Interest rate risk results in a decline in the net asset value in the event of changes in interest rates. Currency: Currency risk is linked to exposure to a currency other than the Fund's valuation currency, either through direct investment or the use of forward financial instruments. The Fund presents a risk of loss of capital.

CARMIGNAC GESTION, 24, place Vendôme - F-75001 Paris - - Tél : (+33) 01 42 86 53 35

Investment management company approved by the AMF

Public limited company with share capital of € 15,000,000 - RCS Paris B 349 501 676

CARMIGNAC GESTION Luxembourg - City Link - 7, rue de la Chapelle - L-1325 Luxembourg - - Tel : (+352) 46 70 60 1

Subsidiary of Carmignac Gestion - Investment fund management company approved by the CSSF

Public limited company with share capital of € 23,000,000 - RC Luxembourg B 67 549

PROMOTIONAL MATERIAL

